



MICHIGAN MEDICINE
UNIVERSITY OF MICHIGAN

Michigan Radiological Society

Centennial

October 23, 2021

Department of Radiology
University of Michigan

Disclosures

Editor-in-Chief, *Academic Radiology*

Associate Executive Director, American Board of Radiology

Professor of Radiology, University of Michigan

Acknowledgements

My special thanks to:

- Guarang Shah for asking me to make this presentation
- Many, but especially Joe Junewick, for a wealth of information on the radiologists who preceded us.

Radiology in Michigan: People and Progress

The history of the Michigan Radiological Society

Is

The history of radiology in Michigan

Our History

Record the events, people and places.

What can we learn from those who preceded us?


Radiology

November 8, 1895

Roentgen's observation

December 28, 1895

Paper presented



Radiology in the United States

January 27, 1896

Physics laboratory at Yale

February 3 (?), 1896

Dartmouth

20-minute exposure revealed a
Colle's fracture



Radiology in Michigan

April 6, 1896 - First x-ray in Michigan

Professor Carhart's physics laboratory

Bullet in patient's foot



Early Uses of Radiography

Bullets

Bones

Stones


Radiology in Michigan

Who were the pioneers?

Secured our place in medicine

Established radiology as a scientific discipline

Augustus Crane, MD



Augustus Crane, MD

Born 1868 Adrian, MI

Majored in literature at University of Michigan

MD 1894 University of Michigan

Practiced medicine in Kalamazoo

Fall, 1896 Built an x-ray unit

March 1899 Published first of more than 40 papers

Augustus Crane, MD

Honorary member - London Roentgen Ray Society

President - American Roentgen Ray Society

Gold Medal - Radiological Society of North America

Honorary Master of Arts - University of Michigan

Caldwell Lecture - American Roentgen Ray Society

Hickey Lecture - Michigan Radiological Society

Lessons Learned

Understand the physics of medical imaging.

“Master of English Prose”

Learn how to communicate effectively.

James Garrit Van Zwaluwenburg, MD



James Garrit Van Zwaluwenburg, MD

Born 1874 Drenthe, MI

MD 1908 University of Michigan

Worked in Anatomy Lab to pay expenses

1910 Director of x-ray lab

1913 First Professor of Radiology

James Garrit Van Zwaluwenburg, MD

Enthusiastic

Taught medical students

Worked “day and night”

First Chair of Radiology

Died 1922 - pneumonia




Lessons Learned

Pursue your passion

Work-life balance

Henry Hulst, MD



Henry Hulst, MD

Born 1859 The Netherlands

Family moved to Grand Rapids in 1878

Hope College, entered seminary

Left theology for medicine


MD 1888 University of Michigan

Henry Hulst, MD

Practiced psychiatry at Northern
Michigan Asylum

Left psychiatry for radiology

Returned to Grand Rapids



Henry Hulst, MD

Along with an engineer, built an enormous generator

Chest radiographs with $\frac{1}{4}$ second exposure

Challenged at ARRS in 1902

Measured response


Provided proof with site visit

Lessons Learned

Recruit other expertise when needed

Measure your words carefully

James T. Case, MD



James T. Case, MD


Born 1882 San Antonio, Texas

Married J.H. Kellogg's daughter

Practiced as surgeon in Battle Creek

Travelled in Europe with Father-in-Law

Exposed to radiology which he brought back to Michigan



Battle Creek Sanitarium

Gage Printing Co., Public domain, via Wikimedia Commons

James T. Case, MD

Published more than 150 papers

Wrote 4 volume text on GI Radiology

Founding member and President of American Radium Society

Chair of Radiology at Northwestern - 1913

James T. Case, MD

President:

American Roentgen Ray Society - 1920

American Radium Society - 1923

American College of Radiology - 1930

Inter-American College of Radiology

Chicago Radiological Society

James T. Case, MD

Gold Medals:

ACR

ARRS

Inter-American College of Radiology

RSNA



Centre Antoine BeClere Medal (France)

Lessons Learned

Marry well

Be alert to opportunities to learn

Preston Manasseh Hickey, MD



Preston Manasseh Hickey, MD

Born 1865 Ypsilanti, Michigan

Son of Methodist Minister

University of Michigan - A.B.

Detroit College of Medicine - M.D.

Preston M. Hickey, MD

Worked as pathologist and otolaryngologist

Harper, Children's and Detroit Receiving Hospitals

Professor at Detroit College of Medicine

Passionate photographer

Turned his attention to radiology

Preston M. Hickey, MD

Founded Roentgen Society of USA

Many non-physicians, vendors, etc.

Reorganized it as ARRS with criteria for membership
(submit 100 reports to assure quality)

First editor of American Quarterly of Roentgenology
(precursor of AJR)

Preston M. Hickey, MD

Succeeded van Zwaluwenburg as Michigan Chair of Radiology

Expanded the department

Developed radiation protection measures

Enhanced education

Affectionately referred to as “Pops”

Preston M. Hickey, MD

Transformed ARRS to premier US radiology society

Founding editor of precursor of AJR

President, ARRS

Gold Medalist, RSNA

President, ACR

Lessons Learned

Follow your passion

Contribute

Collaborate

Fred Jenner Hodges, MD



Fred Jenner Hodges II, MD

Born 1895 in Northern Wisconsin

Father and uncle were physicians

Younger brother of Paul Hodges

Washington University, St Louis - MD

Both entered radiology

Paul in China; Fred in Wisconsin

Fred Jenner Hodges, II

Chair of Radiology at Michigan - 1931

Enthusiastic teacher

Radiology text for medical students

Radiology residency graduated many leaders

Became Assistant Dean - 1965

Michigan Radiology Chairs

Van Zwaluwenberg 1913-1922 (died in office)

Preston Hickey 1922-1930 (died in office)

Fred Jenner Hodges 1931-1965 (Dean's office)

Fred Jenner Hodges II, MD

Radiology Chair at Michigan 1931-65

Center for Radiation Therapy - Isadore Lampe, MD

Michigan Phoenix Project - Bill Beierwaltes, MD

Ann Arbor VAH - Bob Rapp, MD

Co-founded AUR - 1953

Fred Jenner Hodges II

Hodges Society (Michigan)

Brother of Paul Hodges, Chair at Chicago

Hodges Society (Chicago)

Son Fred Jenner Hodges III, Professor at Washington University

Fred Jenner Hodges II, MD

Textbook on radiology for medical students

Outstanding Residency Program

Graduates included:

Alex Margulis, Jack Holt, Ed Singleton, Ted Keats, Mel Figley, Malcolm Bagshaw, Phil Rubin, Sey Levitt and Bob Parker


Lesson Learned

Enthusiasm attracts learners

Strive for excellence

Gain satisfaction from the success of others

Rollin H. Stevens, MD



Rollin H. Stevens, MD

Born 1868 in Ontario, Canada

1889 University of Michigan - M.D.

Further training:

Grace Hospital - medicine

Stanford - dermatology


Michigan - pathology

Rollin H. Stevens, MD


In Europe learned from:



Wilhelm Roentgen
X-rays



Henri Becquerel
Gamma rays



Marie Curie
Radium

Returned to Grace Hospital

Rollin H. Stevens, MD

Used radium for treatment

Studied biology of cancer

First president of Detroit Institute of Cancer Research
(now Karmanos Cancer Institute)

Rollin H. Stevens, MD

Recommendations:

1. Every hospital have a radiology department
2. Radiologist must run the department
3. Hospital pays expenses of department
4. Hospital supplements income of radiologist

Rollin H. Stevens, MD

RSNA President - 1924

Detroit Dermatological Society President - 1927

American Radium Society President - 1933

Founding member of American Board of Radiology

Michigan Radiological Society

October 19, 1921

“Detroit Roentgen Ray and Radium Society”

Preston M. Hickey, MD - first President

Later, required ABR certification

ACR Chapter - 1966

“Michigan Radiological Society” - 1970

Lawrence Reynolds, MD



Lawrence Reynolds, MD

Born 1889 in Alabama

1916 Johns Hopkins - MD

Met Preston Hickey during WWI

Peter Bent Brigham Hospital - 1919

Joined Hickey, Evans and Reynolds - 1922
(Became Reynolds and Associates)

Radiology Chair at Wayne State - 1945

Lawrence Reynolds, MD

President:

ARRS

Gold Medalist:

ACR

RSNA

Honorary Member:

Germany, Italy and Columbia


Lawrence Reynolds, MD

Gentle tact

Warm encouragement

Firm guiding hand

John F. Holt, MD



John F. Holt, MD

Born 1915 - Pittsburgh

Pittsburgh BS and MD

Sang in local band

Radiology at Michigan

John F. Holt, MD

Society for Pediatric Radiology

Founding member, President & Gold Medalist

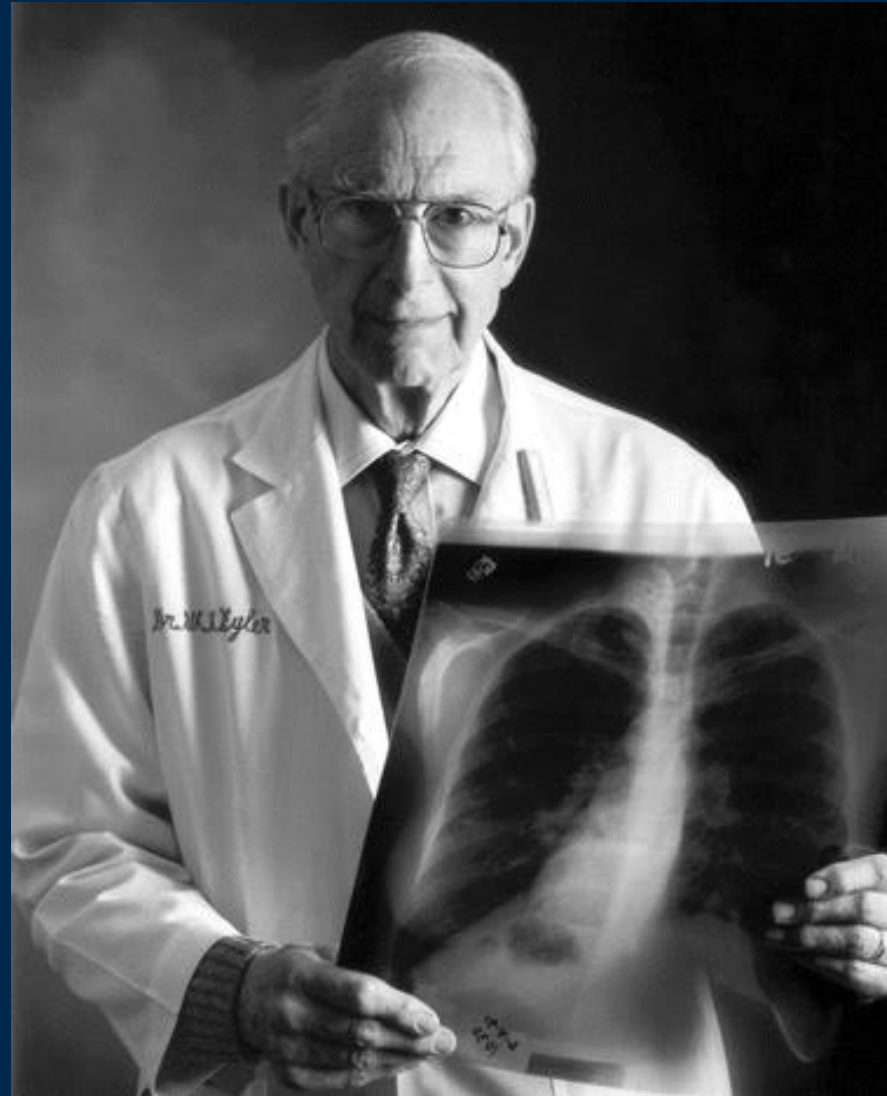
AUR

Founding member, President and Gold Medalist

ARRS

Gold Medalist

William R. Eyler



William R. Eyler, MD

Born 1918 - Van Wert, Ohio

B.A. and M.D. - Harvard

Radiology residency - MGH

Henry Ford Hospital - 1953

Chair, Radiology 1955-83

Editor, Radiology - 1966-85

William R. Eyler, MD

Gold Medals

ACR

ARRS

RSNA

Michigan Radiological Society

Melvin M. Figley, MD



Melvin M. Figley, MD

Born 1920 in Toledo

Dartmouth, B.S.

Harvard, M.D.

Radiology residency - Michigan

Melvin Figley, MD

Michigan Faculty - 1953-58

Chair, Univ of Washington - 1958-78

Editor, AJR - 1976-85

“Father of modern angiography”

Melvin Figley, MD

Gold Medals


AUR

ARRS

RSNA

ACR

Ken Krabbenhoft, MD



Ken Krabbenhoft, MD

Born & Raised in Iowa - 1922

U. Iowa - MD- 1946

Intern - Harper Hospital

Radiology residency - Harper Hospital


Ken Krabbenhoft, MD

Radiology Chair at Wayne State - 1969-86

Executive Director, ABR - 1981-93

Established the Executive West Hotel (Louisville) as site of oral board examinations

E. James Potchen, MD, JD



E. James Potchen, MD, JD

1932 Born and Raised in Grand Rapids

1954 Michigan State - Horticulture

1958 Wayne State - MD

Intern - Butterworth

General Practice

Radiology residency - Peter Bent Brigham

E. James Potchen, MD, JD

Faculty - Harvard

Director of Nuclear Medicine - Washington University

MIT - MS in Management

Dean of Management resources - Johns Hopkins

Founding Radiology Chair at MSU

E. James Potchen, MD, JD

“Investment in people yields the highest dividend.”

Pioneer Radiologists in Michigan

Disproportionate number were:

Dutch ancestry

Started in theology

All were:

Passionate about radiology

Accomplished leaders

Society Presidents

American Roentgen Ray Society - 17

Radiological Society of North America - 7

American College of Radiology - 10

Association of University Radiologists - 11

Society Gold Medalists

American Roentgen Ray Society - 10

American College of Radiology - 16

Radiological Society of North America - 22

Association of University Radiologists - 15

Editors

American Journal of Roentgenology

1907 - Preston Hickey - founding editor

1916 - James Case/Augustus Crane

1930 - Lawrence Reynolds (served 31 years)

1961 - Traian Leucutia

1975 - E. Frederick Lang

1976 - Melvin Figley

Radiology

Howard Doub - 1941 (served 25 years)

William R. Eyler - 1966 (served 20 years)

Current Editors

Ruth Carlos - *Journal of the American College of Radiology*

N. Reed Dunnick - *Academic Radiology*

Gary Luker - *Radiology Imaging Cancer*

Brian Ross - *Tomography*

Peter Strouse - *Pediatric Radiology*

Current Editors



Ruth Carlos
Journal of the
American College
of Radiology



N. Reed Dunnick
Academic
Radiology



Brian Ross
Tomography



Gary Luker
Radiology
Imaging Cancer



Peter Strouse
Pediatric
Radiology

Conclusion

- Michigan radiologists and imaging physicists played a prominent role in the early development of radiology in the United States.
- They learned from others, especially in Europe.
- They shared knowledge for the benefit of the patients.
- We see further than those in lesser state societies, as we stand on the shoulders of our giant predecessors.

Thank You!

