

# The Report

## News from the MRS

*A bi-monthly publication of topics and events relevant to radiologists, radiation oncologists, and medical physicists that practice in Michigan.*

### In this Issue

President's Message	2
MRS Foundation	3
Resident & Fellow Section	4
Radiological Safety	6
Legislative Update	7
Annual Meeting	8
Fall Conference	10
Job Bank	11

Spring 2023 | Issue 21



Editor-in-chief  
Karen Grajewski, MD  
[karen.grajewski@hvrrad.net](mailto:karen.grajewski@hvrrad.net)

Executive Director  
Shannon Sage  
[shannon@michigan-rad.org](mailto:shannon@michigan-rad.org)



Mark Weiss, MD, FACR  
President  
2022-23 Term



# PRESIDENT'S MESSAGE

Dear Fellow MRS Members,

Happy Spring to all of you! Springtime, especially in Michigan, is a time of celebration as we welcome warmer temperatures, flowering trees, green grass, birds singing and wonderful Spring holidays such as Easter, Passover, Vaisakhi, and Ramadan. I hope you and your families will take time to enjoy this beautiful season and participate in the traditions and celebrations that you have established.

Spring is also known as a time of new beginnings for the MRS. It was almost a year ago that I began serving this great organization as your President. It has been a privilege and honor for me to serve and I thank you for the opportunity.

This past year has been a year of acclimating to a new post Covid 19 normal. We have continued our Zoom meetings and hope to increase our in-person meetings as well as reconvened our Up North Fall meeting. Medicine and Radiology are in flux and despite this tumultuous time, our membership and participation have remained strong.

As I finish out my term, I am looking forward to participating in the [2023 Annual ACR Meeting](#) (May 6-10) in Washington, D.C. The ACR will celebrate a major milestone, 100 years of quality, integrity, leadership, and innovation. Your MRS representatives at this meeting will have the opportunity to attend the Centennial Gala and participate in the annual business meetings, elections and other programming offered during this important and historical meeting.

In addition, I am looking forward to seeing you at the [MRS Annual Meeting](#), May 18, 2023, at the University Club, East Lansing Michigan. Our guest speaker for this meeting will be Alan Matsumoto, MD, FACR. Dr. Matsumoto is from the University of Virginia and is currently serving as the Vice Chair of the ACR's Board of Chancellors. Dr. Matsumoto will be speaking on "Healthcare Economics and its Impact on Radiology." We will also conduct our annual business and elections during this meeting. If you have not already done so, please, mark your calendars and make plans to attend this in person meeting. It is good to meet in person and spend time with fellow colleagues. I hope to see you there!

Speaking of in person meetings, don't forget to save the date for the 2023 MRS Up North Conference, scheduled for October 14th and 15th, 2023 at Boyne Mountain Resort. The Up North Conference Planning Committee has been working diligently to put together an interesting, educational meeting while also providing a beautiful location with entertainment opportunities for you and your family to enjoy.

My term is ending, however, there is still much to accomplish. I am confident Dr. Walter M. Sahjidak, who will serve as the next MRS President, will continue to move MRS forward with great vision and leadership. Dr. Sahjidak is a Radiation Oncologist who practices at Trinity Health with Huron River Radiation Oncologists, PC in Ypsilanti, Michigan. He has been on the MRS board for many years and has great ideas and enthusiasm.

I encourage you to continue to support the MRS and the ACR with your membership and participation. Educate your legislators and hospital administrators to the importance of radiology in healthcare, for the wellbeing of not only patients but society through screening and prevention of diseases. Your donations to the [Michigan Radiology Political Action Committee](#) (MRPAC) will help us continue our current successes and future political efforts.

In addition, your donations to the [MRS Foundation](#) will ensure the educational and charitable needs of our organization are met well into the future. Your participation and support of all these efforts can and will make a positive difference.

Finally, please take care of yourself. I have advocated this thought throughout my term, and I believe strongly that physician burnout is real, it is dangerous and none of us are immune. Take time for yourself and your family, your mental health and your life are dependent upon it.


Mark Weiss, MD, FACR  
President,  
Michigan Radiological Society





Happy Spring MRS Members! Spring is typically a time for renewal and growth. With that in mind, the MRS Foundation is growing.

We are in the process of expanding our Board and expanding giving opportunities for MRS Members, Private Practice Groups, and other contributors so we can continue to fulfill our mission and vision.

We would like to take this opportunity to present some giving opportunities that are available as you consider supporting the MRS Foundation.

 **IRS Charitable Distribution/Rollovers** - If you are older than 71 ½ years and required to take distributions from your Individual Retirement Account (IRA), you can direct all or part of that distribution to be made directly to the MRS Foundation as a Charitable gift. Simply instruct your financial institution to remit a check payable to the MRS Foundation (annotated with specific fund or designation you would like to support). IRA charitable distributions are made tax free and still count towards your required minimum distribution (RMD).

 **Memorial/Honor Gifts or Naming Opportunities** - A special opportunity that allows individuals or Private Practice Groups to make a gift in honor of a loved one or in memory of a family member, colleague, or friend. You may also choose to honor an individual to a special event or achievement. An acknowledgement will be sent to the honoree of your choice.

 **Wills and Bequests** - This is the simplest way to leave a legacy. A bequest can be made with assets given as cash or securities. If you are making a new Will, simply add the MRS Foundation among the beneficiaries of your estate. If you already have a Will, please consider adding us as a beneficiary.


To make your secure online donation please visit the Michigan Radiological Society Foundation webpage ([www.michigan-rad.org/foundation/](http://www.michigan-rad.org/foundation/)) and click on the link.

If you prefer to mail your donation, checks can be made Payable to the MRS Foundation and mailed to: PO Box 448, Swartz Creek, MI 48473.

The Michigan Radiological Society Foundation is a 501(c)(3) organization and donations are tax deductible.

Please feel free to contact us via email at [admin@mrsfoundation.com](mailto:admin@mrsfoundation.com) or you may call and speak with us at (810) 373-2719, either way, we would be happy to hear from you.

## Preston Hickey Recognition



At the 86th Annual Preston Hickey Lecture on March 16, 2023 the following individuals were recognized for their contributions and support of the MRS Foundation.

**Kathleen Barry, MD, FACR**

**Roger Gonda, MD, FACR**

**Michael Kasotakis, MD**

**Stephen Kilanowski, MD**

**Katherine Klein, MD, FACR**

**Duane Mezwa, MD, FACR**

**Gregory Nicola, MD**

**Perry Pernicano, MD, FACR**

**Rojanandam Samudrala, MD, FACR**

**Rocky Saenz, DO**

**Katharine Scharer, MD, FACR**

**Gaurang Shah, MD, FACR**

**Michael Votruba, MD**

**Mark Weiss, MD, FACR**

**Harvey Yee, MD**

**Alkis Zingas, MD, FACR**

We are happy to, once again, recognize them in this edition of the MRS Newsletter. We are indeed grateful for their continued commitment and support to the mission and vision of the MRS Foundation.





# Resident & Fellow

Section

Spring 2023 | Issue 21



The **26th Annual Resident & Fellow Section Conference**, held on February 24, 2023 focused on early career development in radiology and was a success. Key topics included career advice, financial management, and a faculty panel of physicians from private practice and academia. Attendees had the opportunity to ask questions and gain valuable insights on various imaging modalities. The conference was held at the Marriott Auburn Hills Pontiac, providing a professional setting for attendees to learn and network.

Keynote speaker **Amy Patel, MD** provided valuable career advice for new radiology attendings, including what to ask and look for in your first job.

**Top from left: Michael Kaostakis, MD, David Bloom, MD, FACR, Randy Hicks, MD, FACR, Andrew Moriarity, MD**  
**Bottom from left: Amy Patel MD, Karen Grajewski, MD, Kimberly Garver, MD**

## 16th Annual Resident Research Forum

Congratulations to **Daniel Chapman, MD** from Henry Ford Cancer Institute and **Neo Poyiadji, MD** from Henry Ford Hospital on being selected as the final abstract winners for the 16th Annual Resident Research Forum.



Daniel Chapman, MD



Neo Poyiadji, MD

**Abstract Booklet**



## Welcome New Board Members

Vishwas Tiwari, MD - President  
Anicia Merchandani, WSU/DMC - President-Elect  
Stephanie Szczesniak, HFH - Secretary  
Nick Rasmussen, U of M - Treasurer  
Mia Ma, HFH - Webmaster  
Jacob Gacke, HFH IR - Fundraising Chair  
Alexander Setai, Trinity Health Oakland - Resident Liaison  
Hussein Chahrour, DMC - Fellow Liaison



# Thanks to our Sponsors



## **ADVANCED RADIOLOGY SERVICES, PC**

As a nationally recognized practice Advanced Radiology Services provides sub-specialized final reports 24/7. The practice is committed to state of the art technologies from clinical procedures to IT infrastructure and clinical applications, placing us at the leading edge of our profession.

[Careers](#)



## **REGIONAL MEDICAL IMAGING**

For more than 35 years, RMI has provided superior imaging services to physicians and patients throughout mid and southeast Michigan. At Regional Medical Imaging, we strive to enhance the health and wellness of patients by providing affordable, high-quality imaging with care.

[Careers](#)



## **MRS FOUNDATION**

The Michigan Radiological Society Foundation was established in 2021 for the purpose of supporting the educational and charitable interests of the Michigan Radiological Society.

[Donate](#)



## **BOTSFORD MEDICAL IMAGING**

28050 Grand River Ave,  
Farmington Hills, MI 48336

[Careers](#)



## **HURON VALLEY RADIOLOGY**

For almost six decades, Huron Valley Radiology (HVR) has provided our patients, leading hospitals and networks of care with a full range of diagnostic imaging and image-guided interventional procedures.

[Careers](#)



## **RADIOLOGY BUSINESS SOLUTIONS**

We are comprised of radiologists, hospital executives, healthcare attorneys, and business consultants with years of practical experience in all aspects of radiology business and practice management. Because of our team make-up, we are able to provide an integrated, comprehensive solution to any radiology business issue.

[Learn more.](#)

O-RADS™ is an acronym for an Ovarian-Adnexal Imaging-Reporting-Data System which will function as a quality assurance tool and clinical support system for the standardized description of ovarian/adnexal pathology and its management. A uniform vocabulary using the most predictive internationally agreed upon lexicon descriptors for describing the imaging characteristics of ovarian/adnexal masses has been applied to a data-based risk stratification classification for consistent interpretations leading to appropriate management in clinical practice. The system's goal is to optimize ovarian cancer outcomes while minimizing unnecessary surgery in patients at low risk of malignancy. [Read more.](#)



## Ovarian - Adnexal Reporting and Data System (O-RADS)

O-RADS is meant for risk stratification for ovarian or adnexal lesions found on ultrasound. An aim is to provide consistent interpretations with less ambiguity. Another goal is to optimize ovarian cancer outcomes while mitigating risks from unnecessary work up. The classification is meant for average risk women with no acute symptoms.

Multiple factors are involved in classifying the lesions. These include:

- Pre or post menopausal (Post menopausal is defined as one year or more of amenorrhea)
- Size (use greatest diameter in any plane)
- Cystic or solid descriptors
- Smooth or irregular borders
- Vascularity
- Internal content
- Extraovarian descriptors (cul de sac fluid vs. ascites; peritoneal nodules)

The O- RADS scoring System is as follows:

- 0 - Incomplete study requires repeat US or alternate imaging
- 1 - Normal
- 2 - Almost certainly benign
- 3 - Low risk malignancy (1-10%)
- 4 - Intermediate risk of malignancy (10-50%)
- 5 - High risk malignancy (>50%)

The last revision to the criteria was in February 2023.

I would like to invite you to do more research at the following link:

<https://www.acr.org/Clinical-Resources/Reporting-and-Data-Systems/O-RADS>

John Kalabat, MD  
Henry Ford Medical Group, Henry Ford Macomb  
Chair Radiological Safety Committee





# LEGISLATIVE UPDATE

James Cavanagh, JD  
MRS Lobbyist

**Michigan Radiological Society Highlights  
Scope of Practice Grant - ACR Advocacy News.**

[See it here.](#)

## OVERVIEW

The Legislature returned from its spring break on April 11, and promptly continued to advance legislation regarding stricter gun control and gun storage laws. On April 13, the Governor signed bills calling for safe storage of guns and for universal background checks. The bills were signed in Spartan Stadium, two months to the day after a gunman shot and killed 3 students and injured 5 others. A day later, the House passed on a partisan vote a bill which creates a "red flag" law allowing courts to order gun confiscation upon a judicial finding that the affected person posed an extreme danger to himself/herself and/or others. The bill is expected to pass the Senate in the near future.

Meanwhile, both House and Senate Appropriation Subcommittees continue putting together the FY 2023-24 State Budget. It is anticipated that Subcommittees will report their budgets to the full House and Senate Appropriations Committees by the end of April. The goal is to have an enacted Budget on the Governor's desk by mid-June. One of the reasons for waiting is due to the mandated Revenue Estimating Conference scheduled for May. The conference consists of the State Budget Director, State Treasurer and the House and Senate Fiscal Agencies. The consensus of the Conference will form the basis for target figures for all departmental, K-12, and higher education budgets.

Finally, it is anticipated that policy issues, especially issues involving health policy, will be given a priority for the rest of the year. These issues include access to health care, health care equity pharmaceutical cost containment and pricing transparency and new insurance coverage mandates. It is noted that the access issue often involves attempts at "scope of practice" creep by nurses, chiropractors and others in health care. MRS continues to work with MSMS to thwart any effort to legislate a medical degree.

## LEGISLATION

HB 4316, SB 219, Pharmacist Allowed to Dispense Vaccines and Certain Diagnostic Tests

These bills are identical and are sponsored by Rep. Alabas Farhat (D-Dearborn) and Sen. Sylvia Santana (D-Detroit). They enable a pharmacist to order and administer vaccines without the supervision of a physician. In addition, they allow the pharmacist to administer "diagnostic laboratory tests classified by the Food and Drug Administration as waived, advising the patient on the results, and referring patients to prescribers for follow-up care." I am working with the MSMS lobbying team to protect imaging from the purview of that bill. It appears what is meant by diagnostic testing in this instance are tests exempted from the federal Clinical Laboratory Improvement Amendments (CLIA) which regulate testing and certification of clinical laboratories by the Centers for Medicare and Medicaid Services. It also appears that exempted testing are those tests approved for home use and those approved for a waiver by CLIA. Therefore, it would appear these tests have nothing to do with imaging, but rather are meant to be used by the general public, like home COVID tests. However, we are making sure that is the case. Together with MSMS, clarifying language will be offered. It also now appears that the vehicle bill will be SB 219, the Senator Santana bill. Last week there was a hearing before the Senate Health Policy Committee and another hearing is scheduled for April 19. At that time, it is anticipated that the bill will be reported to the full senate.

**Scope of Practice:** I have it on good authority that Senator Jeff Irwin (D-Ann Arbor) will reintroduce last session's SB 680. It was this bill that would have allowed nurse practitioners to practice medicine and radiology specifically.

**HB 4071, Oral Chemo Therapy:** Rep. Samantha Steckloff (D-Northville) is sponsoring a bill that requires equal insurance coverage for oral cancer chemo therapy and intravenous therapy. This bill has been referred to the House Insurance and Financial Services Committee.

**HB 4015, Insulin Co-Pay:** Sponsored by Rep. Jennifer Conlin (D-Dexter), places a limit on the co-pay of Insulin at \$35 for every 30-day supply. This bill has been referred to the House Insurance and Financial Services Committee.

HB 4276, Pharmacy Benefit Manager Regulation: Rep. Farhat has introduced legislation calling for strict regulation of reporting requirements for pharmacy benefit managers. The bill has been reported to the House Health Policy Committee.

SB 27, Mental Health Parity: Sponsored by Sen. Sarah Anthony (D-Lansing), requires health insurers to give equal coverage for behavioral health and substance use disorder services as that given for physical health. The bill has been referred to the Senate Committee on Health Policy.

Prior Authorization: Providers, including physicians, will likely attempt to make further gains to reform the prior authorization practice. I see this occurring late this year or early next.

Radiation Technology Rules: The Department of Labor and Economic Opportunity (DLEO) plans to promulgate administrative rules that will establish education and training requirements for operators of ionizing equipment. DLEO has sent formal notice of the same and an opportunity for public input will be provided at a public hearing to be held in August.

# Annual Meeting & Gold Medal Award Presentation

Thursday, May, 18, 2023

University Club,  
3435 Forest Road, Lansing MI 48910

---

## Keynote Speaker



Alan H. Matsumoto, MD, FSIR, FACR

Department Chair,  
Theodore E. Keats Professor  
Radiology and Medical Imaging  
University of Virginia  
Vice Chair,  
ACR Board of Chancellors

"Radiology Economics 101 "

---

### Agenda

- 5:00 – 6:00 pm Board of Trustees
- 6:00 – 6:30 pm Reception
- 6:30 – 6:50 pm Dinner/Business Meeting
- 6:50 – 7:05 pm Gold Medal Award
- 7:05 – 7:15 pm Board Transition
- 7:15 – 8:15 pm Keynote Speaker

### Location



3435 Forest Rd,  
Lansing, MI 48910

[Sign Up Now](#)

[More Information](#)



# 2023 Gold Medal Award Winners

For distinguished service to the society or the discipline  
of radiology in the State of Michigan



HUGH KERR, MD, FACR

Diagnostic Radiologist, Beaumont Health,  
Clinical Assistant Professor  
Dept. of Diagnostic Radiology, Wayne State University  
Associate Professor, Oakland University William Beaumont  
School of Medicine  
MRS President 2002



GAURANG SHAH, MD, FACR, FASFR

Clinical Professor, Radiology  
Associate Chair, Strategic Faculty Development  
Director, Medical Student Education, Neuroradiology  
Director, Clinical Functional MRI Service,  
Neuroradiology Division, Michigan Medicine,  
MRS President 2015

# 2023 *Save the Date* UP NORTH *Conference*

Presented by  
**MICHIGAN  
RADIOLOGICAL  
SOCIETY**



Boyne Mountain Resort

**OCT** | **14 & 15** | **2023**

1 Boyne Mountain Rd, Boyne Falls, MI 49713

**More information coming soon!**



# NOW Hiring

## Accountable Healthcare Staffing

- [Breast Imaging—on-site w/procedures – SE Michigan](#)
- [Multiple Opportunities- SE MI Physician Led Group](#)
- [Locums/1099 Opportunities- Michigan](#)

## Advanced Radiology Services, PC

- [IR Lansing](#)
- [IR Warren](#)
- [IR Kalamazoo](#)
- [IR St. Joseph](#)
- [IR Tri Cities](#)
- [Breast Imaging Lansing](#)
- [Breast Imaging Grand Rapids](#)
- [Breast Imaging Kalamazoo](#)
- [Breast Imaging Tri Cities](#)
- [Neuro Remote Weekend Only](#)
- [Thoracic Grand Rapids](#)
- [PT or FT Assoc Physician Plain Films Remote](#)

## Botsford Medical Imaging, Farmington Hills

- [Cross-sectional Imaging and Vascular Interventional](#)

## C. S. Mott Children's Hospital, Ann Arbor

- [Pediatric Radiologist](#)
- [Radiologist-In-Chief and Assoc. Chair for Ped Radiology](#)

## Dr. Harris, Birkhill, Wang, Songe and Associates

- [Body Imager](#)
- [Night Shift Radiologist](#)
- [Vascular Interventional](#)

## Huron Valley Radiology

- [Breast Imager](#)
- [Daytime Body Radiologist](#)
- [Daytime Neuro Radiologist](#)
- [Off-Hours Body Radiologist](#)
- [Off-Hours Neuro Radiologist](#)
- [Ultrasound Radiologist](#)
- [General Radiologist](#)

## Henry Ford Hospital, Detroit

- [ACGME Musculoskeletal Imaging Fellowship](#)

## Garden City Hospital – SE MI

- [General Radiologist](#)

## Med Centric

- [Remote, X-rays Only](#)

## Regional Medical Imaging – SE/MID MI

- [Body Imaging MSK](#)
- [Breast Imager](#)
- [Breast Imager – Hybrid](#)
- [MSK Radiologist](#)

## Neuroradiologist, Hybrid

- [Cardiothoracic Radiologist, Hybrid](#)

## Rochester Radiology PC – SE MI

- [Special Interest in Neuro](#)

## University of Michigan – SE MI

- [Cardiothoracic Radiologist](#)

## X-Ray Associates of Port Huron – East MI

- [BE/BE Radiologist](#)

To post an open position contact Shannon Sage at [shannon@michigan-rad.org](mailto:shannon@michigan-rad.org)



We want you

Apply now

