

2023

UP NORTH *Conference*

Presented by
**MICHIGAN
RADIOLOGICAL
SOCIETY**



Boyne Mountain Resort

OCT


| 14 & 15 |

2023

1 Boyne Mountain Rd, Boyne Falls, MI 49713

2023 UP NORTH CONFERENCE

Join us on October 14th & 15th, 2023 at the Boyne Mountain Resort in Boyne Falls, MI for the Michigan Radiological Society 2023 Up North Conference. Our nationally renowned faculty include Howard B. Fleishon, MD, MMM, FACR, Emory School of Medicine, and Chair of the Board of Chancellors, American College of Radiology as well as other leading experts that will address topics targeted for radiologists in private practice or academic settings, as well as radiation oncologists and medical physicists.



PLANNING COMMITTEE

Walter Sahjidak, MD, FACR, Chair

Gaurang, Shah, MD, FACR, Co-Chair

Leah Davis, DO

Randy Hicks, MD, MBA, FACR

Michael Kasotakis, MD

Rocky Saenz, DO



BOYNE MOUNTAIN

Resort

Local Attractions:

Avalanche Bay Indoor Waterpark - Experience the thrill of zooming down the Big Couloir, race your friends on the Downhill Mat Racer, or take a relaxing float down the Lazy River Adventure. Whether you're here for thrill or chill, Avalanche Bay has just what you need for a full day of fun!


Boyne Outfitters - Boyne Outfitter's Is The Best Fly-Fishing Guide Service "Up North! Boyne Country & Michigan's Tip of the Mitt region offers over a thousand miles of top-quality trout water, countless acres of public lands, and endless expanses of freshwater lakes. An anglers paradise.

Golf - Choose from the open fairways of The Alpine or enjoy a round on The Monument, with 13 holes dedicated to golf legends. Make every round more enjoyable when you take advantage of a lesson or one of the many programs offered by the BOYNE Golf Academy.

Northern Michigan's Premier Wine Trail - The Petoskey Wine Region is made up of 14 unique wineries, located along the Little Traverse Bay and Lake Michigan coastal region. If you are planning a day trip or weekend excursion, the Petoskey Wine Region offers an excellent blend of rustic to trendy tasting rooms and vineyards that rival the wine trails of Napa Valley.

SkyBridge Michigan - SkyBridge Michigan is constructed between the peaks of McLouth to Disciples Ridge. Guests ride the historic Hemlock Scenic Chairlift to the mountain's top, then venture out along the exhilarating 1,200-foot long and 118-foot high pedestrian bridge.

Brew Tour - BEING IN THE TOP FIVE states for the number of craft breweries, you could say that Michiganders know (and love) good beer. Our area breweries are where you can drink in the best of northern Michigan. Have a glass or two crafted by people who are as passionate about making it as you are about enjoying it.



Contact Boyne Mountain:

855.688.7024

More Information:

www.boynemountain.com

2023 UPNORTH CONFERENCE

OCTOBER 14 & 15, 2023
BOYNE MOUNTAIN RESORT

Keynote Speaker



HOWARD B. FLEISHON, MD, MMM, FACR

Associate Professor,
Emory School of Medicine,
Chair, Board of Chancellors,
American College of Radiology

Dr. Fleishon graduated from Temple University School of Medicine with his medical degree in 1982, followed by an Internship Flexible at Presbyterian University of Pennsylvania Medical Center in 1983. Dr. Fleishon completed a Residency in Diagnostic Radiology in 1986 at Albert Einstein Medical Center in Philadelphia, PA and completed a Master of Public Health at the University of Southern California in 2004.

Dr. Fleishon was in private practice before joining Emory Healthcare. In addition to clinical work, Dr. Fleishon has focused on leadership and management. He was President of his group and subsequently Radiology Medical Director at John C. Lincoln Medical Center. After serving at the state level, Dr. Fleishon went on to hold numerous roles in the American College of Radiology. He is currently the President of the American College of Radiology. His interests include radiology business practices, advocacy, and the impact of legislative and regulatory policies.

S P E A K E R S



MARK DELANO, MD, FACR

Professor and Chair,
Department of Radiology,
College of Human Medicine,
College of Osteopathic Medicine,
Michigan State University



RANDY HICKS, MD, MBA, FACR

Owner & Chief Executive Officer,
Regional Medical Imaging



JOSEPH JUNEWICK, MD, FACR

Associate Clinical Professor,
Director of Research of Diagnostic Radiology Residency,
Michigan State University



MICHAEL KASOTAKIS, MD

System Chair,
SJMHS Department of Radiology
West Market
Trinity Health Systems



KEITH KOCHER, MD, MPH

Associate Professor, Emergency Medicine,
Associate Professor, Learning Health Sciences,
Research Investigator, Veterans Affairs Center for Clinical Management Research (CCMR),
Director of Michigan Emergency Department Improvement Collaborative (MEDIC),
Department of Emergency Medicine,
University of Michigan Medical School



WALTER SAHIJDAK, MD, FACR

Physician
Trinity Health Systems

2023 UP NORTH CONFERENCE BOYNE MOUNTAIN RESORT

AGENDA

October 14 & 15, 2023



Saturday, October 14, 2023

- 8:00 am: *Registration and Breakfast*
- 9:00 am: Welcome and Introduction - **Walter Sahijdak, MD, FACR**
- 9:15 am: Healthcare Economics and the Future of Radiology -
Howard Fleishon, MD, MMM, FACR
- 9:45 am: Critical Fractures of the Face – **Mark DeLano, MD, FACR**
- 10:15 am: *Break*
- 10:30 am: Pediatric Cervical, Thoracic and Lumbar Spine Trauma - **Joseph Junewick, MD, FACR**
- 11:00 am: Update on Head Trauma and Traumatic Brain Injury – **Mark DeLano, MD, FACR**
- 12:00 pm: *Lunch*
- 1:00 pm: Physician Owned Outpatient Imaging in Michigan 2023 - **Randy Hicks, MD, MBA, FACR**
- 1:30 pm: A Story of Quality Improvement in the Emergency Department: Reducing Low Value Diagnostic Imaging – **Keith Kocher, MD**
- 2:30 pm: Question & Answer Session – **DeLano, Fleishon, Hicks, Junewick, Kocher**
- 3:00 pm: *Closing Remarks* - **Walter Sahijdak, MD, FACR**
- 5:00 pm: **Michigan SkyBridge**

Sunday, October 15, 2023

- 8:00 am: *Registration and Breakfast*
- 9:00 am: Welcome and Introduction - **Walter Sahijdak, MD, FACR**
- 9:15 am: Radiology Workforce – **Howard Fleishon, MD, MMM, FACR**
- 9:45 am: Radiation Oncology Emergencies: Spinal Cord Compression and The “Others” - **Walter Sahijdak, MD, FACR**
- 10:45 am: *Break*
- 11:00 am: Why Quality in Radiology Matters in 2023 and Beyond-
Randy Hicks, MD, MBA
- 11:30 am: MRS Foundation Update - **Michael Kastakis, MD**
- 12:00 pm: *Closing remarks* – **Walter Sahijdak, MD, FACR**



LEARNING OBJECTIVES

CRITICAL FRACTURES OF THE FACE

MARK DELANO, MD, FACR

- Discuss the common features of the Le Fort fractures
- Review the types of facial fractures requiring intervention
- Discuss the complications of orbital trauma

UPDATE ON HEAD TRAUMA AND TRAUMATIC BRAIN INJURY

MARK DELANO, MD, FACR

- Discuss the various patterns of intracranial hemorrhage
- Review the role of health disparities in traumatic brain injury
- Discuss the insights provided by MR in the evaluation of brain injury

HEALTHCARE ECONOMICS AND THE FUTURE OF RADIOLOGY

HOWARD FLEISHON, MD, MMM, FACR

- Review pertinent landmarks in the history of Radiology
- Present basics of healthcare reimbursement
- Discuss future opportunities for radiology departments and practices

RADIOLOGY WORKFORCE

HOWARD FLEISHON, MD, MMM, FACR

- Statistics of radiology workforce supply and demand
- Burnout and attrition
- Future challenges and opportunities

PHYSICIAN OWNED OUTPATIENT IMAGING IN MICHIGAN 2023

RANDY HICKS, MD, MBA, FACR

- Building a Quality Image in Business in Michigan 2023
- Identifying opportunities in outpatient imaging for quality and efficiency
- Managing complex information technology systems in outpatient imaging
- Understanding the importance of communications through IT systems

WHY QUALITY IN RADIOLOGY MATTERS IN 2023 AND BEYOND

RANDY HICKS, MD, MBA, FACR

- Why Quality in Radiology Matters in 2023 and Beyond
- Current example of Michigan marketplace pressure for understanding quality and differentiating companies based on quality
- Radiologists' opportunity to embrace change and lead with quality
- How partnering with industry can help to strengthen our goals as radiologists

IMAGING IN THE DIAGNOSIS AND MANAGEMENT OF CNS EMERGENCIES INCLUDING STROKE

KEITH KOCHER, MD, MPH

- Describe clinical scenarios in the emergency department where there is high quality evidence to guide diagnostic imaging testing practices.
- Discuss common barriers and facilitators to reducing low value diagnostic imaging testing in the emergency department.
- Identify quality improvement strategies to reduce low value diagnostic testing in the emergency department.


PEDIATRIC CERVICAL, THORACIC AND LUMBAR SPINE TRAUMA

JOSEPH JUNEWICK, MD, FACR

- Review pertinent landmarks in the history of Radiology
- Present basics of healthcare reimbursement
- Discuss future opportunities for radiology departments and practices

RADIATION ONCOLOGY EMERGENCIES: SPINAL CORD COMPRESSION AND THE "OTHERS"

WALTER SAHIJDAK, MD, FACR

- Attendees will understand quantification of spinal cord compression using the Extradural Spinal Cord Compression Scale
 - Attendees will learn the treatment management for spinal cord compression based upon tumor and patient characteristics.
 - Attendees will learn various scenarios and decision making for "emergent vs. urgent" radiation oncology treatment
- 

CME CREDIT INFORMATION

ACCREDITATION



This activity has been planned and implemented in accordance with the accreditation requirements and policies of the Accreditation Council for Continuing Medical Education (ACCME) through the joint providership of Southern Medical Association and The Michigan Radiological Society. The Southern Medical Association is accredited by the ACCME to provide continuing medical education for physicians.

American Medical Association Physician's Recognition Award (AMA)

Southern Medical Association designates this Live activity for a maximum of **6.5 AMA PRA Category 1 Credits™**. Physicians should claim only the credit commensurate with the extent of their participation in the activity.

Non-physician Attendees

All non-physicians will receive a certificate of participation.

CME CREDIT REQUEST FORM AND WORKSHOP EVALUATION (CERTIFICATES)

CME credit and certificate distribution are managed through an on-line process. Within one-week of the conclusion of the conference, please watch for an email from the **Southern Medical Association** (customerservice@sma.org) that will include your **unique link** to an online form to complete the evaluation, attendance attestation, and claim credit.

Please review the following process to receive your certificate awarding credit (for physicians), or a certificate of participation (for non-physician attendees).

- Southern Medical Association (SMA) will create an online account for you including your unique login, using the email address you provided during registration (your username/ID is your email address).
- When you click the link, please make sure that your name and email address appear at the top of the form before completion.

After you complete and submit your evaluation and attendance documentation, your certificate will be emailed to you as a .pdf attachment from customerservice@sma.org within 24 hours.

CONTACT INFORMATION



Southern Medical Association (SMA) is the accredited provider for this activity.

Contact: customerservice@sma.org

Phone: 800-423-4992, ext. 620

3500 Blue Lake Drive, Suite 360

Birmingham, Alabama 35243

website: sma.org

DISCLOSURE STATEMENT FINANCIAL RELATIONSHIPS

SMA Disclosure Policy and Conflict of Interest Resolution. Southern Medical Association (SMA) has required instructors, planners, managers, and all other individuals who are in a position to control the content of this activity to disclose conflicts of interest (COI) with ineligible companies within the last 24 months of the development of this activity. All identified COIs are thoroughly vetted and mitigated prior to the release of the activity. SMA is committed to providing its learners with high quality activities and related materials that promote improvements or quality in healthcare and not a specific proprietary business interest of a commercial interest.

Unless otherwise noted below, the following individuals have stated that they have no financial relationships occurring within the past 24 months to disclose.

Planning Committee:

Walter Sahjidak, MD, FACR, Chair
Gaurang, Shah, MD, FACR, Co-Chair
Leah Davis, DO
Randy Hicks, MD, MBA, FACR
Michael Kasotakis, MD
Rocky Saenz, DO

Speakers:

Mark DeLano, MD, FACR
Howard Fleishon, MD, FACR
Joseph Junewick, MD, FACR
Walter Sahjidak, MD, FACR,

Event Planner:

Shannon Sage

The following individuals have been found to have financial relationships and wish to disclose the following information:

- Mark DeLano, MD, FACR is a principal investigator on comprehensive research agreement for Siemens Healthineers.
- Randy Hicks, MD, MBA, FACR is a consultant for iCAD, GE and Merative.
- Keith Kocher, MD, MPH is a Grant Recipient and Researcher for Blue Cross Blue Shield of Michigan/Blue Care Network.

Content will not include any discussion of the unlabeled use of a product or a product under investigational use.

There was no financial or in-kind support from ineligible companies accepted for this continuing education activity.



Thank you TO OUR SPONSOR



The **Michigan Radiological Society Foundation** was established for the purpose of supporting the educational and charitable interests of the **Michigan Radiological Society**.

Supporting future MRS leaders: Medical Students, Residents, Fellows and early career Radiologists and Radiation Oncologists is just one of our goals. By offering opportunities for continuing education, we will help prepare the next generation of leaders to tackle various clinical, policy, ethical and other decisions facing our patients and members, both today and into the future.

Your continued financial support of the MRS Foundation will help us encourage the success of these young men and women in Michigan to become the next generation of outstanding leaders in diagnostic radiology, interventional radiology, radiation oncology, medical physics, and nuclear medicine.

WHY NOT SUPPORT A LOCAL ORGANIZATION WHOSE MISSION ADVANCES THE SCIENCE, EDUCATION, AND PRACTICE OF RADIOLOGY?

Your gifts, big or small, will help us provide future opportunities for students and advance our mission.

STOP BY OUR BOOTH AND MAKE YOUR DONATION TODAY.

The Michigan Radiological Society Foundation is a 501(c)(3) organization and donations are tax deductible.

THANK YOU FOR SUPPORTING THE MRS FOUNDATION!

MRS FOUNDATION BOARD MEMBERS

Stephen Kilanowski, MD – President
Norman Beauchamp, Jr., MD, MHS – Vice President
Michael Kasotakis, MD – Treasurer
Perry Pernicano, MD, FACR – Secretary
Nicholas Rasmussen, MD – Board Member