

2025 SPRING SUMMIT



May 16-17, 2025

Fort Pontchartrain Detroit,
2 Washington Blvd,
Detroit, MI 48226





Join Us for the 2025 Spring Summit: Where Innovation and Networking Converge

Step into the future of radiology at the **2025 Spring Summit**, a premier gathering that unites the **28th Annual Resident Section Conference**, **18th Annual Resident Research Forum**, **88th Annual Preston M. Hickey Memorial Lecture**, and the **MRS Annual Meeting** featuring the *Gold Medal Award Presentation*. This dynamic event offers an unparalleled opportunity for residents to engage in both days of learning, networking, and professional development, ensuring a comprehensive experience tailored to their growth and success.

Artificial Intelligence: Shaping the Future of Radiology

Delve into the transformative role of Artificial Intelligence in Radiology, exploring its impact on patient care, diagnostic accuracy, and the evolving responsibilities of radiologists. Engage in thought-provoking discussions that challenge perspectives and expand understanding in this rapidly advancing field.

A Dual Experience: Residents, Be There Both Days

The summit provides two distinct yet equally valuable experiences. Day one focuses on residents, fostering collaboration, mentorship, and knowledge exchange. Day two expands the conversation to the broader radiology community, offering residents the chance to integrate, network, and gain deeper insights from seasoned professionals. Your presence on both days maximizes the opportunity for learning and connection.

Honoring Excellence and Building Connections

From the prestigious Gold Medal Award Presentation to the renowned Preston M. Hickey Memorial Lecture, this event celebrates leadership, innovation, and outstanding contributions to radiology. Attendees will also benefit from dedicated networking sessions, creating lasting connections with peers, mentors, and leaders in the field.

This is more than a conference—it's a transformative experience designed to inspire, educate, and connect the next generation of radiology professionals. Join us in shaping the future of radiology!



28TH ANNUAL RESIDENT SECTION CONFERENCE & 18TH ANNUAL RESIDENT RESEARCH FORUM

Join Us on Friday, May 16, 2025 – Elevate Your Residency Experience!

Step into the future of radiology as we bring together residents from across the state for an unparalleled day of education, networking, and innovation. The **28th Annual Resident Section Meeting** and **18th Annual Resident Research Forum** provide a dynamic platform designed exclusively for radiology and radiation oncology residents, fostering professional growth and collaboration. Why Attend?

- ◆ **Artificial Intelligence & the Future of Radiology** – Explore how AI is transforming imaging, diagnostics, and the radiologist’s role in modern healthcare.
- ◆ **Expert-Led Discussions** – Gain insights from leading professionals on the latest advancements, research, and challenges shaping the field.
- ◆ **Resident-Focused Programming** – Engage in sessions tailored specifically to enhance your education, training, and career trajectory.
- ◆ **Abstract Presentations** – Hear from the top resident research winners, showcasing innovative studies that push the boundaries of radiology.
- ◆ **Quiz Bowl Challenge** – Test your knowledge in a fast-paced, interactive competition against fellow residents—who will take home the trophy?
- ◆ **Collaborative Learning & Networking** – Forge meaningful connections with mentors, colleagues, and future collaborators, creating a strong professional network that will support you beyond residency.
- ◆ **Announcement of the 2025 RFS Executive Board** – Be there as we introduce the next generation of resident leaders who will shape the future of the Resident & Fellow Section.

This isn’t just another conference—it’s an opportunity to engage, connect, and lead. Be part of a transformative experience that will shape your future in radiology. Join us on **May 16, 2025**, and take the next step in your professional journey!

FORT Pontchartrain A WYNDHAM HOTEL



Where History Meets Modern Elegance - Fort Pontchartrain Detroit

Fort Pontchartrain Detroit, A Wyndham Hotel, is located in downtown Detroit and reflects the city's heritage and future. Established in 1965, it was named after the first French settlement in Detroit. The hotel quickly became a social hub for business leaders and celebrities, featuring iconic architecture by King & Lewis and stunning views of the Detroit River.

A highlight was Chuck Muer's Top of the Pontch, a fine-dining venue with panoramic views. After renovations, the hotel reopened in 2013, offering modern amenities and meeting spaces while honoring its history.

Its prime location near attractions like Hart Plaza, the Guardian Building, and the Detroit People Mover allows guests to experience Detroit's culture and history. Fort Pontchartrain Detroit provides comfortable lodging and a rich cultural experience.

The MRS has arranged a special discounted room rate of \$169 per night, excluding tax.

[Click here](#) to book your room at this reduced rate.

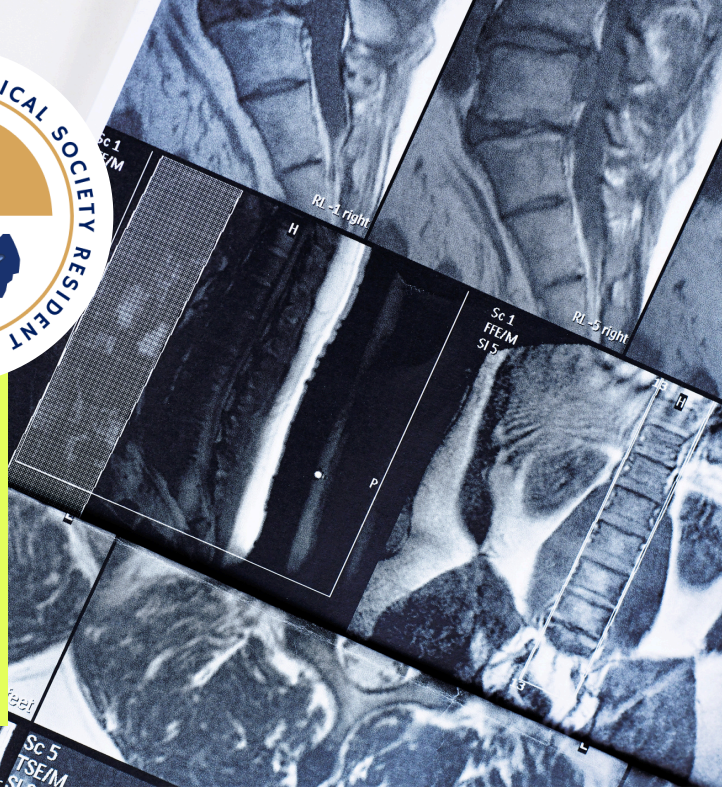
Check-in time at the hotel is set for 3:00 PM. Room assignments before this time will depend on availability. The checkout time at the hotel is 11:00 AM.

Guests are encouraged to take advantage of the hotel's convenient location and explore the vibrant surroundings during their stay. Don't miss the opportunity to enjoy a meal at one of the hotel's exquisite dining options or unwind in the cozy lounge areas.

Call for Abstracts



Showcase Your Research at the 18th Annual Resident Research Forum!



We invite Residents and Fellows to submit their research for the **18th Annual Resident Research Forum**, a premier opportunity to share your work, gain recognition, and advance your career in radiology and radiation oncology.


Why Participate?

- Win & Present – Four outstanding abstracts will be awarded \$100 each and selected for presentation at the 28th Annual Resident Section Conference on Friday, May 16, 2025, at the Fort Pontchartrain Detroit.
- Compete for Top Honors – Two winners (one in diagnostic radiology, one in radiation oncology) will receive an additional \$400 award and present at the 88th Annual Preston M. Hickey Memorial Lecture on Saturday, May 17, 2025.
- Boost Your Visibility – All submitted abstracts will be included in the conference abstract booklet and displayed electronically during the event.

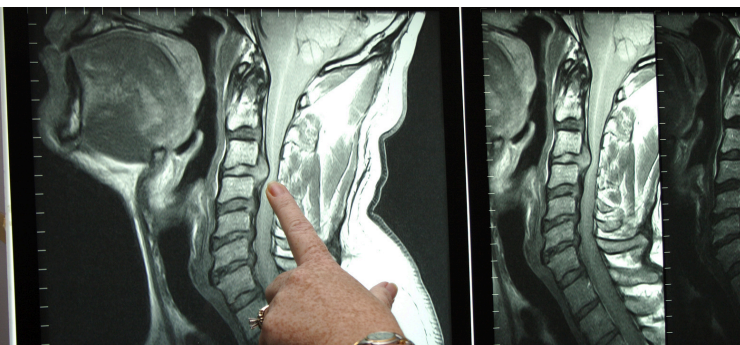
Submission Guidelines

- Include title, authors, residency program, and a professional photo.
- Structure your abstract with Introduction, Methods, Results, and Conclusion.
- Submit as a Word document, if possible.

 Deadline: **Friday, April 11, 2025**

 Submit to: Shannon Sage at shannon@michigan-rad.org

Don't miss this chance to showcase your research, connect with peers, and gain valuable experience presenting at a prestigious state-wide event. Submit your abstract today!



Elevate Your Research. Inspire the Future of Radiology.

JOIN THE RFS EXECUTIVE BOARD



Deadline for applications: Friday, April 11, 2025

We are looking for volunteers to fill the following position on the 2025 MRS Resident & Fellow Section Executive Board. This is a one-year term that begins immediately following the annual conference.

Open Positions:

- President-Elect
- Secretary
- Treasurer
- Fundraiser
- Webmaster
- Residency Liaison
- Fellow Liaison

Prior to the yearly MRS Resident & Fellow Section Conference, candidates are asked to complete an application which will be anonymized. Each application will receive a numerical score (1-10) ranked by members of the resident affairs committee. The average score will be utilized to rank candidates. The highest-ranking applicant from each program (which applied) will have the "first-choice" in position. The second-highest ranking applicant from each program will have the "second-choice" in position, and so forth. If an applicant's first-choice position has already been filled, they will fill their next choice position until no other positions are available. A second position may not be filled by a member of the same residency program until all residency programs are represented. If there is a tie in applicant score, the chair of the resident affairs committee will make the tie-breaking decision. All winners will be announced at the conference.

Joining the RFS Executive Board provides an opportunity to learn from experienced professionals, establish meaningful relationships, and refine leadership skills. Advocacy can positively impact patient care. Educational initiatives like conferences enhance knowledge and skills. Serving on the board enhances visibility and credibility, leading to career advancement opportunities. Participating in the RFS Executive Board contributes to the society's growth and success while advancing professional development.

Benefits of Being a Member of the RFS Executive Board

- **Professional Development:** You will have the opportunity to develop your leadership and organizational management skills, which are vital for career growth.
- **Networking:** You can connect with peers, faculty, and other professionals in radiology, which can lead to partnerships, mentorship, and promising career opportunities.



- **Advocacy:** As a board member, you can represent your peers and advocate for their needs, which helps build communication, negotiation, and advocacy skills.
- **Educational Initiatives:** You can contribute to educational initiatives such as organizing conferences and other events, which enhances teaching and leadership skills.
- **Organizational Insight:** Joining the RFS Executive Board provides valuable insights into the structure and operation of organized radiology. This knowledge is highly beneficial for individuals interested in pursuing leadership positions in the future.
- **Community Engagement:** Being a part of the RFS Executive Board allows you to engage with the broader radiology community. This fosters a sense of community and belonging among residents and contributes to a supportive and collaborative environment.
- **Resume Building:** Membership on the RFS Executive Board is an outstanding addition to your CV or resume. It demonstrates your commitment to the profession and highlights leadership and organizational skills that are attractive to prospective employers or fellowship programs.
- **Improved Communication Skills:** Serving on the RFS Executive Board involves communicating with a diverse group of members, including fellow residents, faculty, and MRS board members. This experience enables you to improve your communication skills and work effectively with different groups.
- **Personal Satisfaction:** Contributing to the betterment of the RFS and the broader field can be personally rewarding. It provides a sense of fulfillment, knowing that you have played a role in positive changes and advancements.



Applications are due by April 11, 2025

27TH ANNUAL RESIDENT SECTION CONFERENCE & 17TH ANNUAL RESIDENT RESEARCH FORUM

AGENDA

FRIDAY, MAY 16, 2025

- 10:00 AM Registration & Breakfast
- 10:50 AM Introduction
- 11:00 AM Speaker
- 12:00 PM Lunch
- 1:00 PM Keynote Speaker
- 2:00 PM Abstract Presentations
- 2:40 PM Break with Sponsors
- 3:00 PM Speaker
- 3:30 PM Quiz Bowl
- 4:00 PM Announcement of 2025 Board Members
- 4:30 PM Adjourn
- 4:30 PM Networking Reception

EXECUTIVE BOARD

- Vishwas Tiwari, MD - President
- Anicia Mirchandani, MD - President Elect
- Stephanie Szczesniak, MD - Secretary
- Nick Rasmussen, MD - Treasurer
- Hussein Chahrour, MD - Fellow Liaison
- Jacob Gacke, MD - Fundraising Chair
- Mia Ma, MD - Web Master
- Alexander Setai, MD - Resident Liaison




88TH ANNUAL PRESTON M. HICKEY MEMORIAL LECTURE

SATURDAY, MAY 17, 2025

- 8:00 AM Registration & Breakfast
9:00 AM Board of Trustees
10:00 AM Break
10:10 AM Introduction
10:30 AM General Business Meeting
10:45 AM Board Transition
11:00 AM
12:00 PM Lunch
1:00 PM Gold Medal Presentation
1:30 PM Resident Abstract Presentations
2:00 PM Break
2:30 PM General Business Meeting
3:00 PM Board Transition
3:15 PM Adjourn

PLANNING COMMITTEE

Rocky Saenz, DO, Chair
Gaurang Shah, MD, FACR, Co-chair
Kathleen Barry, MD, FACR
Brent Griffith, MD
Michael Hicks, MD, YPS Chair
Michael Kasotakis, MD
Anicia Mircandani, MD, RFS President
Andrew Moriarity, MD
Perry Pernicano, MD, FACR



NETWORKING RECEPTION



Join Us for an Inclusive Radiology Networking Reception!

The Michigan Radiological Society invites medical students, residents, young physicians, and experienced radiologists to a dynamic networking event. Connect with peers, exchange ideas, and build meaningful collaborations that bridge new talent with seasoned expertise. No matter your experience level, this is an opportunity to engage, learn, and grow in a welcoming environment. Don't miss this chance to expand your professional network—we look forward to seeing you there!

When: Friday May 16, 2024, 4:30 p.m.

Where: Fort Pontchartrain Detroit, A Wyndham Hotel

RSVP: Shannon@michigan-rad.org

16 MAY

Fort Pontchartrain
Detroit, A Wyndham
Hotel



2025 SPRING SUMMIT

May 17, 2025

Fort Pontchartrain a Wyndham Hotel
Detroit, MI



REGISTRATION

Name: _____

Organization: _____

Email Address: _____

PAYMENT METHOD (CHECK ONE) Registration fee: \$75


Visa Mastercard Am Ex Check (payable to Michigan Radiological Society)

CC #: _____ Exp: _____ CSV: _____

Street Address: _____ Zip: _____

Signature: _____

Mail checks to 4045 E Carpenter Road, Flint, MI 48506. For questions or more information please contact Shannon Sage by phone at 989-627-6872 or by email at shannon@michigan-rad.org.





Preston M. Hickey
Memorial Lectures
1937-1967

- 1937 A. W. Crane, "Early History of Electricity and Its Connection with the Development of the Roentgenogram"
 - 1938 George W. Holmes, "Hemoptysis and Its Significance from the Roentgenological Standpoint"
 - 1939 B. R. Kirklin, "Bleeding Lesions of the Gastrointestinal Tract; Their Roentgen Interpretation"
 - 1940 A. Christie, "Diagnosis and Treatment of Lesions of the Pharynx"
 - 1941 John T. Murphy, "The X-ray Treatment of Skin Cancer"
 - 1942 Eugene Pendergrass, "Some Considerations Concerning the Roentgen Diagnosis of Pneumoconiosis and Silicosis"
 - 1943 Cyrus C. Sturgis, "Some Changes Made in the Professional Care of Civilian Patients Due to War Conditions"
 - 1944 Joseph C. Bell & Gilbert W. Heublein, "Diagnostic Roentgenology in an Army General Hospital During the Present War"
 - 1945 John C. Barwell, "The Minimal Lesion"
 - 1946 A. C. Furstenberg, "Management of Impaired Hearing in General Practice of Medicine"
 - 1947 Edward Chamberlain, "X-ray Studies of Cardiovascular Function and Morphology"
 - 1948 Merrill C. Sosman, "Roentgenology in the Study of Heart Disease"
 - 1949 Leo G. Rigler, "Some Possibilities and Limitations of Roentgen Diagnosis"
 - 1950 Frederick Collier, "The Influences of Roentgenology on Abdominal Surgery"
 - 1951 Ralph Bromer, "The Contribution of Radiology to Pediatrics"
 - 1952 Kenneth J. Franklin, "Per Umbras et Images in Veritatem - A Physiologist's Acknowledgements to Radiology"
 - 1953 Clyde A. Stevenson, "The Development of the Colon Examination"
 - 1954 Lawrence Reynolds, "Bronchogenic Carcinoma"
 - 1955 Ross Golden, "Tumors of the Small Intestine"
 - 1956 Loyal Davis, "By Neurological Surgery, So to Speak, Out of Roentgenology"
 - 1957 John Caffey, "The Skeleton in Cooley's Anemia"
 - 1958 Reed M. Nesbit, "Urological Roentgenology: Some Clinical Applications"
 - 1959 Philip J. Hodes, "Physiologic Manifestations of Intracranial Disease"
 - 1960 Albert Jutras, "Hyperplastic Cholecystoses"
 - 1961 C. Allen Good, "Certain Vascular Abnormalities of the Lung"
 - 1962 Laurence L. Robbins, "Problems of Resident Education in Radiology"
 - 1963 Benjamin Felson, "Roentgenology of the Hila and Pulmonary Vessels"
 - 1964 Edward B. D. Newhauser, "The Adrenal in Infancy and Childhood"
 - 1965 Henry Kaplan, "Radiotherapy of Hodgkin's Disease"
 - 1966 Robert P. Branden, "Interpretation of the Radiologic Evidence in Disorders of the Lungs; or, Glimpses Through the Pulmonary Window"
- 